



**SGS-CSTC Standards Technical Services Co., Ltd.  
Shenzhen Branch**

No. 1 Workshop, M-10, Middle section, Science & Technology Park,  
Shenzhen, Guangdong, China 518057

Telephone: +86 (0) 755 2601 2053  
Fax: +86 (0) 755 2671 0594  
Email: ee.shenzhen@sgs.com

Report No.: SZEM181101010601  
Page: 1 of 19

## **TEST REPORT**

**Application No.:** SZEM1811010106ET  
**Applicant:** SHANTOU BEIBE GOOD (JIACHENG) PLASTIC TOYS CO., LTD.  
**Address of Applicant:** CHENGHAI DISTRICT, SHANTOU CITY, GUANGDONG PROVINCE,  
CHINA

**Equipment Under Test (EUT):**

**EUT Name:** TOY SERIES

**Model No.:** Please refer to page 2 ♣

♣ Please refer to section 2 of this report which indicates which item was actually tested and which were electrically identical.

**Standard(s) :** EN 55014-1:2017  
EN 55014-2:2015

**Date of Receipt:** 2018-11-23

**Date of Test:** 2018-11-23 to 2018-11-26

**Date of Issue:** 2018-11-27

<b>Test Result:</b>	<b>Pass*</b>
---------------------	--------------

\* In the configuration tested, the EUT complied with the standards specified above.

The CE mark as shown below can be used, under the responsibility of the manufacturer, after completion of an EU Declaration of Conformity and compliance with all relevant EU Directives.



Keny Xu  
EMC Laboratory Manager




The manufacturer should ensure that all products in series production are in conformity with the product sample detailed in this report. If the product in this report is used in any configuration other than that detailed in the report, the manufacturer must ensure the new system complies with all relevant standards. Any mention of SGS International Electrical Approvals or testing done by SGS International Electrical Approvals in connection with, distribution or use of the product described in this report must be approved by SGS International Electrical Approvals in writing.

This document is issued by the Company subject to its General Conditions of Service printed overleaf, available on request or accessible at <http://www.sgs.com/en/Terms-and-Conditions.aspx> and, for electronic format documents, subject to Terms and Conditions for Electronic Documents at <http://www.sgs.com/en/Terms-and-Conditions/Terms-e-Document.aspx>. Attention is drawn to the limitation of liability, indemnification and jurisdiction issues defined therein. Any holder of this document is advised that information contained hereon reflects the Company's findings at the time of its intervention only and within the limits of Client's instructions, if any. The Company's sole responsibility is to its Client and this document does not exonerate parties to a transaction from exercising all their rights and obligations under the transaction documents. This document cannot be reproduced except in full, without prior written approval of the Company. Any unauthorized alteration, forgery or falsification of the content or appearance of this document is unlawful and offenders may be prosecuted to the fullest extent of the law. Unless otherwise stated the results shown in this test report refer only to the sample(s) tested and such sample(s) are retained for 30 days only.



<i>Revision Record</i>				
<i>Version</i>	<i>Chapter</i>	<i>Date</i>	<i>Modifier</i>	<i>Remark</i>
01		2018-11-27		Original

<b>Authorized for issue by:</b>				
				
		<hr/>		
		<b>Bill Chen /Project Engineer</b>		
				
		<hr/>		
		<b>Eric Fu /Reviewer</b>		

## 2 Test Summary

Emission Part				
Item	Standard	Method	Requirement	Result
Radiated Emissions (30MHz-1GHz)	EN 55014-1:2017	CISPR 16-2-3	N/A	Pass

N/A: Not applicable

Immunity Part				
Item	Standard	Method	Requirement	Result
Electrostatic Discharge	EN 55014-2:2015	EN 61000-4-2:2009	4kV Contact Discharge 8kV Air Discharge	Pass

N/A: Not applicable

The EUT belongs to Category B of EN 55014-1:2017

The EUT belongs to Category III of EN 55014-2:2015

### Declaration of EUT Family Grouping:

Model No.: 889-145, 889-146, 889-147, 889-148, 889-149, 889-150, 666S, 666, 666P, 535, 535P, 889-111, 889-112, 889-125, 889-126, 889-119, 889-120, 889-121, 889-122, 889-141, 889-142, 889-143, 889-144, 889-301, 889-302, 889-303, 889-304, 889-201, 889-202, 889-203, 889-204, 889-123, 889-124, 889-137, 889-138, 889-15B, 889-16B, 889-65, 889-66, 889-89, 889-90, 889-95, 889-96, 889-68, 889-50, 889-51, 889-52, 889-53, 889-55, 889-56, 889-57, 889-58, 889-19A, 889-20A, 889-21A, 889-22A, 889-23A, 889-24A, 889-19B, 889-20B, 889-21B, 889-22B, 889-23B, 889-24B, 889-19, 889-20, 889-21, 889-22, 889-23, 889-24, 889-39, 889-40, 889-31, 889-30, 889-33, 889-32, 889-34, 889-15A, 889-16A, 889-155

Only the model 889-149 was tested, since the electrical circuit design, layout, components used, internal wiring and functions were identical for the above models, with only difference on colour, appearance and packaging.



### 3 Contents

	Page
<b>1 COVER PAGE</b> .....	<b>1</b>
<b>2 TEST SUMMARY</b> .....	<b>3</b>
<b>3 CONTENTS</b> .....	<b>4</b>
<b>4 GENERAL INFORMATION</b> .....	<b>5</b>
4.1 DETAILS OF E.U.T. ....	5
4.2 DESCRIPTION OF SUPPORT UNITS .....	5
4.3 MEASUREMENT UNCERTAINTY .....	5
4.4 TEST LOCATION.....	6
4.5 TEST FACILITY.....	6
4.6 DEVIATION FROM STANDARDS.....	6
4.7 ABNORMALITIES FROM STANDARD CONDITIONS .....	6
4.8 MONITORING OF EUT FOR ALL IMMUNITY TEST.....	6
<b>5 EQUIPMENT LIST</b> .....	<b>7</b>
<b>6 EMISSION TEST RESULTS</b> .....	<b>8</b>
6.1 RADIATED EMISSIONS (30MHZ-1GHZ) .....	8
6.1.1 <i>E.U.T. Operation</i> .....	8
6.1.2 <i>Test Setup Diagram</i> .....	8
6.1.3 <i>Measurement Data</i> .....	8
<b>7 IMMUNITY TEST RESULTS</b> .....	<b>11</b>
7.1 PERFORMANCE CRITERIA DESCRIPTION IN EN 55014-2:2015.....	11
7.2 ELECTROSTATIC DISCHARGE .....	12
7.2.1 <i>Test Setup Diagram</i> .....	12
7.2.2 <i>E.U.T. Operation</i> .....	12
7.2.3 <i>Test Results:</i> .....	12
<b>8 PHOTOGRAPHS</b> .....	<b>13</b>
8.1 RADIATED EMISSIONS (30MHZ-1GHZ) TEST SETUP .....	13
8.2 ELECTROSTATIC DISCHARGE TEST SETUP.....	13
8.3 EUT CONSTRUCTIONAL DETAILS (EUT PHOTOS).....	14-19



## 4 General Information

### 4.1 Details of E.U.T.

Power supply:	DC 4.5V by 1.5V x 3"LR44" batteries
---------------	-------------------------------------

### 4.2 Description of Support Units

The EUT has been tested as an independent unit.

### 4.3 Measurement Uncertainty

No.	Item	Measurement Uncertainty
1	Radiated Emission	$\pm 4.5\text{dB}$ (30MHz-1GHz)
2	ESD	$\pm 6\%$
3	Temperature test	$\pm 1^\circ\text{C}$
4	Humidity test	$\pm 3\%$



#### **4.4 Test Location**

All tests were performed at:

SGS-CSTC Standards Technical Services Co., Ltd., Shenzhen Branch

No. 1 Workshop, M-10, Middle Section, Science & Technology Park, Shenzhen, Guangdong, China.  
518057.

Tel: +86 755 2601 2053 Fax: +86 755 2671 0594

No tests were sub-contracted.

#### **4.5 Test Facility**

The test facility is recognized, certified, or accredited by the following organizations:

- **CNAS (No. CNAS L2929)**

CNAS has accredited SGS-CSTC Standards Technical Services Co., Ltd. Shenzhen Branch EMC Lab to ISO/IEC 17025:2005 General Requirements for the Competence of Testing and Calibration Laboratories (CNAS-CL01 Accreditation Criteria for the Competence of Testing and Calibration Laboratories) for the competence in the field of testing.

- **A2LA (Certificate No. 3816.01)**

SGS-CSTC Standards Technical Services Co., Ltd., Shenzhen EMC Laboratory is accredited by the American Association for Laboratory Accreditation(A2LA). Certificate No. 3816.01.

- **VCCI**

The 3m Fully-anechoic chamber for above 1GHz, 10m Semi-anechoic chamber for below 1GHz, Shielded Room for Mains Port Conducted Interference Measurement and Telecommunication Port Conducted Interference Measurement of SGS-CSTC Standards Technical Services Co., Ltd. have been registered in accordance with the Regulations for Voluntary Control Measures with Registration No.: G-20026, R-14188, C-12383 and T-11153 respectively.

- **FCC –Designation Number: CN1178**

SGS-CSTC Standards Technical Services Co., Ltd., Shenzhen EMC Laboratory has been recognized as an accredited testing laboratory.

Designation Number: CN1178. Test Firm Registration Number: 406779.

- **Innovation, Science and Economic Development Canada**

SGS-CSTC Standards Technical Services Co., Ltd., Shenzhen EMC Laboratory has been recognized by ISED as an accredited testing laboratory.

CAB identifier: CN0006.

IC#: 4620C.

#### **4.6 Deviation from Standards**

None

#### **4.7 Abnormalities from Standard Conditions**

None

#### **4.8 Monitoring of EUT for All Immunity Test**

Visual: Monitored the flashing

Audio: Monitored the sounding



## 5 Equipment List

Radiated Emissions (30MHz-1GHz)					
Equipment	Manufacturer	Model No	Inventory No	Cal Date	Cal Due Date
3m Semi-Anechoic Chamber	ETS-LINDGREN	N/A	SEM001-01	2017-08-05	2020-08-04
Measurement Software	AUDIX	e3 V8.2014-6-27	N/A	N/A	N/A
Coaxial Cable	SGS	N/A	SEM025-01	2018-07-12	2019-07-11
EMI Test Receiver	Agilent Technologies	N9038A	SEM004-05	2018-09-25	2019-09-24
BiConiLog Antenna (26-3000MHz)	ETS-LINDGREN	3142C	SEM003-01	2017-06-27	2020-06-26
Pre-amplifier (0.1-1300MHz)	Agilent Technologies	8447D	SEM005-01	2018-04-02	2019-04-01

Electrostatic Discharge					
Equipment	Manufacturer	Model No	Inventory No	Cal Date	Cal Due Date
ESD Ground Plane	SGS(3m*3m)	N/A	SEN006-01	N/A	N/A
ESD Generator	TESEQ AG	NSG 437	SEM019-02	2018-04-16	2019-04-15

General used equipment					
Equipment	Manufacturer	Model No	Inventory No	Cal Date	Cal Due Date
Humidity/ Temperature Indicator	Shanghai Meteorological Industry Factory	ZJ1-2B	SEM002-03	2018-09-27	2019-09-26
Humidity/ Temperature Indicator	Shanghai Meteorological Industry Factory	ZJ1-2B	SEM002-04	2018-09-27	2019-09-26
Humidity/ Temperature Indicator	Mingle	N/A	SEM002-08	2018-09-27	2019-09-26
Barometer	Changchun Meteorological Industry Factory	DYM3	SEM002-01	2018-04-08	2019-04-07

## 6 Emission Test Results

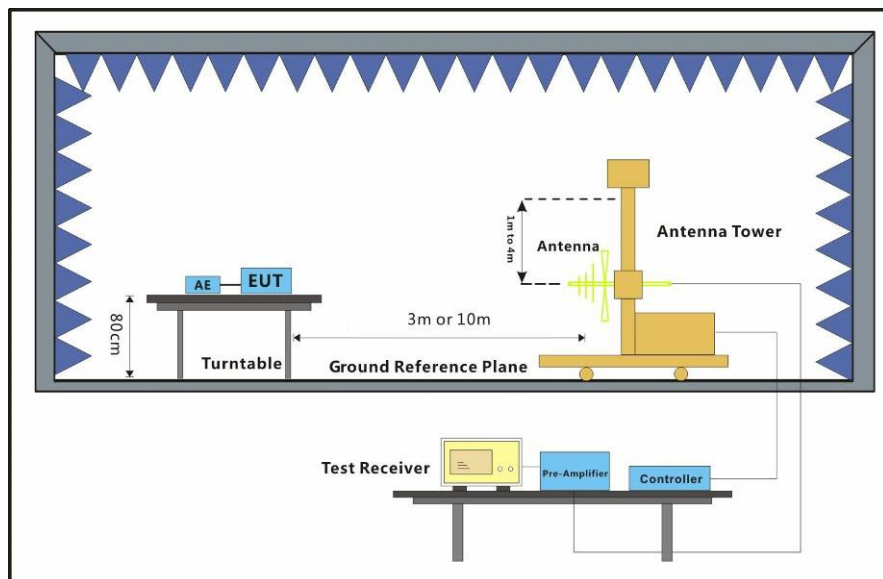
### 6.1 Radiated Emissions (30MHz-1GHz)

Test Requirement:	EN 55014-1:2017
Test Method:	CISPR 16-2-3
Frequency Range:	30MHz to 1GHz
Measurement Distance:	3m
Limit:	
30MHz-230MHz	40 dB( $\mu$ V/m) quasi-peak
230MHz-1GHz	47 dB( $\mu$ V/m) quasi-peak
Detector:	Peak for pre-scan (120kHz resolution bandwidth) 30M to 1000MHz

#### 6.1.1 E.U.T. Operation

Operating Environment:			
Temperature:	24.7 °C	Humidity:	55.7 % RH
		Atmospheric Pressure:	1020 mbar
Test mode	a:On mode_keep the EUT sounding & flashing		

#### 6.1.2 Test Setup Diagram



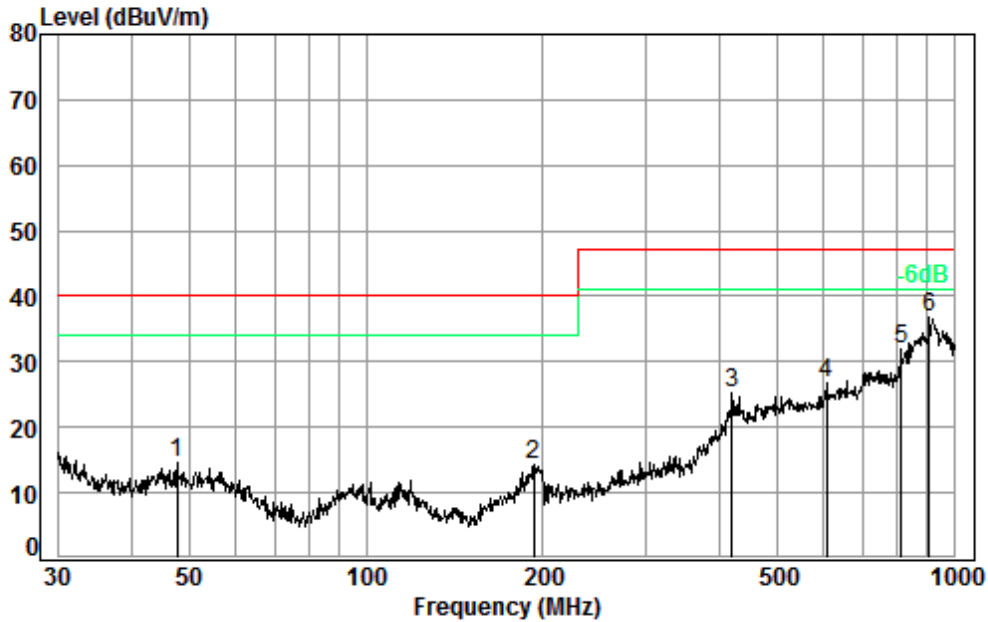
#### 6.1.3 Measurement Data

An initial pre-scan was performed in the chamber using the spectrum analyser in peak detection mode. Quasi-peak measurements were conducted based on the peak sweep graph. The EUT was measured by BiConiLog antenna with 2 orthogonal polarities.





Mode:a; Polarization:Horizontal

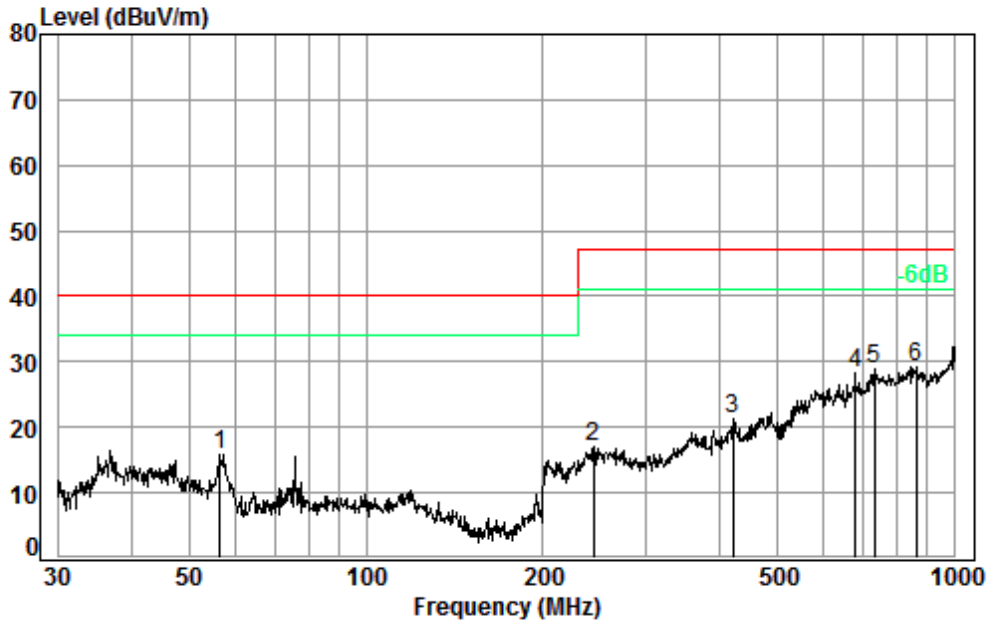


Condition: 3m HORIZONTAL  
Job No. : 10106ET

	Freq	Cable Loss	Ant Factor	Preamp Factor	Read Level	Limit Level	Limit Line	Over Limit
	MHz	dB	dB/m	dB	dBuV	dBuV/m	dBuV/m	dB
1	47.83	0.76	14.86	27.61	26.59	14.60	40.00	-25.40
2	193.09	1.39	16.30	27.53	24.09	14.25	40.00	-25.75
3	419.11	2.28	22.86	27.76	27.95	25.33	47.00	-21.67
4	605.66	2.71	26.68	27.69	24.92	26.62	47.00	-20.38
5	810.27	3.25	28.64	27.38	27.39	31.90	47.00	-15.10
6 pp	906.48	3.61	29.83	27.06	30.30	36.68	47.00	-10.32



Mode:a; Polarization:Vertical



Condition: 3m VERTICAL  
Job No. : 10106ET

	Freq	Cable Loss	Ant Factor	Preamp Factor	Read Level	Limit Level	Limit Line	Over Limit
	MHz	dB	dB/m	dB	dBuV	dBuV/m	dBuV/m	dB
1	56.39	0.80	13.54	27.57	29.18	15.95	40.00	-24.05
2	243.38	1.64	18.85	27.53	24.09	17.05	47.00	-29.95
3	420.58	2.29	22.89	27.76	23.98	21.40	47.00	-25.60
4	677.58	2.86	27.63	27.58	25.42	28.33	47.00	-18.67
5	729.36	2.99	28.08	27.51	25.43	28.99	47.00	-18.01
6 pp	860.04	3.45	29.30	27.21	23.73	29.27	47.00	-17.73

## **7 Immunity Test Results**

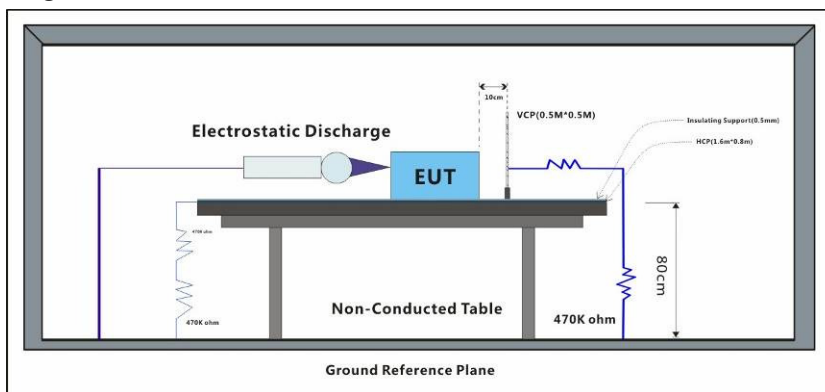
### **7.1 Performance Criteria Description in EN 55014-2:2015**

- Criterion A** The apparatus shall continue to operate as intended during the test. No degradation of performance or loss of function is allowed below a performance level (or permissible loss of performance) specified by the manufacturer, when the apparatus is used as intended. If the minimum performance level or the permissible performance loss is not specified by the manufacturer, then either of these may be derived from the product description and documentation, and from what the user may reasonably expect from the apparatus if used as intended.
- Criterion B** The apparatus shall continue to operate as intended after the test. No degradation of performance or loss of function is allowed below a performance level (or permissible loss of performance) specified by the manufacturer, when the apparatus is used as intended. During the test, degradation of performance is allowed, however. No change of actual operating state or stored data is allowed. If the minimum performance level or the permissible performance loss is not specified by the manufacturer, then either of these may be derived from the product description and documentation and from what the user may reasonably expect from the apparatus if used as intended.
- Criterion C** Temporary loss of function is allowed, provided the function is self recoverable or can be restored by the operation of the controls, or by any operation specified in the instructions for use.

## 7.2 Electrostatic Discharge

Test Requirement: EN 55014-2:2015  
 Test Method: EN 61000-4-2:2009  
 Performance Criterion: C  
 Discharge Impedance: 330Ω/150pF  
 Number of Discharge: Minimum 10 times at each test point  
 Discharge Mode: Single Discharge  
 Discharge Period: 1 second minimum

### 7.2.1 Test Setup Diagram



### 7.2.2 E.U.T. Operation

Operating Environment:  
 Temperature: 23 °C      Humidity: 50 % RH      Atmospheric Pressure: 1020 mbar  
 Test mode: a: On mode\_ keep the EUT sounding & flashing  
               b: Idle mode\_ Keep the EUT standby

### 7.2.3 Test Results:

Observations: Test Point:  
 1. All insulated enclosure and seams.  
 2. All accessible metal parts of the enclosure.  
 3. All side


Discharge type	Level (kV)	Polarity	Test Point	Result / Observations
Air Discharge	8	+	1	A
Air Discharge	8	-	1	A
Contact Discharge	4	+	2	A
Contact Discharge	4	-	2	A
Vertical Coupling	4	+	3	A
Vertical Coupling	4	-	3	A

### Results:


A: No degradation in the performance of the EUT was observed.

## 8 Photographs

### 8.1 Radiated Emissions (30MHz-1GHz) Test Setup



### 8.2 Electrostatic Discharge Test Setup





### 8.3 EUT Constructional Details (EUT Photos)


















- End of the Report -